

LT-330-5A RGB Controller

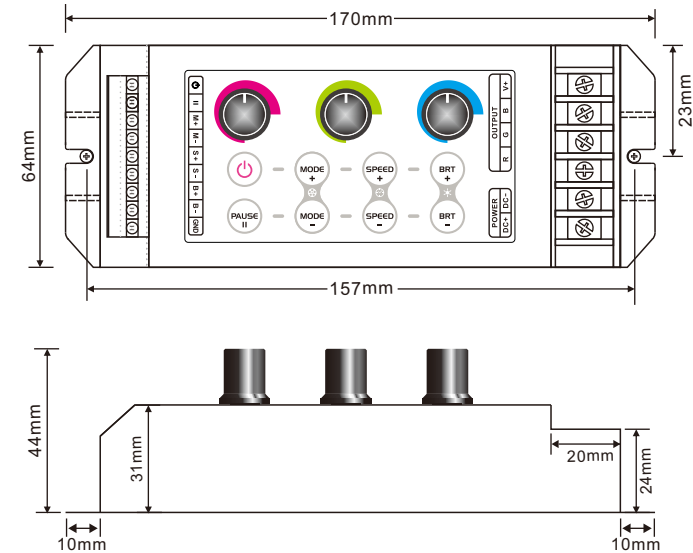


Model LT-330-5A is a powerful multi-functional RGB controller. using PC engineering plastic housing, with 8 light touch function keys, build-in 25 changing modes, adjustable brightness & speed. With the three Specially designed RGB knob potentiometer, color mixing becomes unprecedented simple and convenient. Besides, the three specially treated knob could realize depth dimming, compared with other controllers, it could mix bright vivid color, mixing the true color that users want.

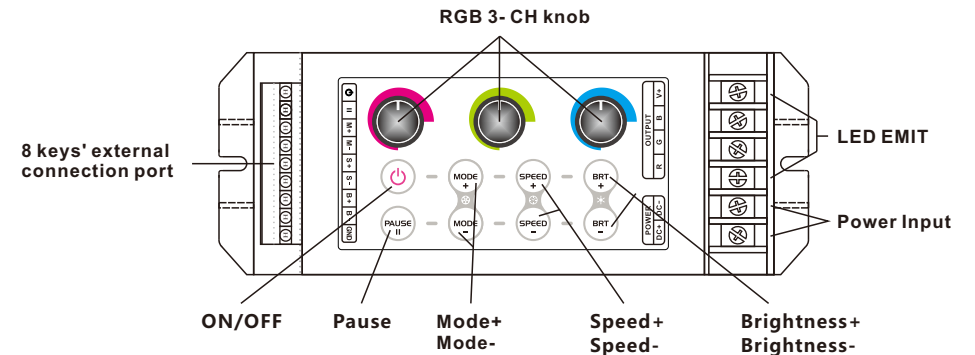
1. Product parameter

LT- 330-5A	
Input voltage	DC5V~DC24V
Max current load	5A ×3CH
Max output power	75W/360W(5V/24V)
Function Mode	25 modes
Scale levels	1024×1024×1024
Working temperature	-30°C~65°C
Dimension	L170×W64×H44mm
Package Size	L173×W67×H47mm
Weight (G.W)	200g

2. Configuration Diagram



3. Operation keys



(1) knob's other functions
in Knob controlling mode, "BRT + / -" is also available, to adjust the overall brightness.

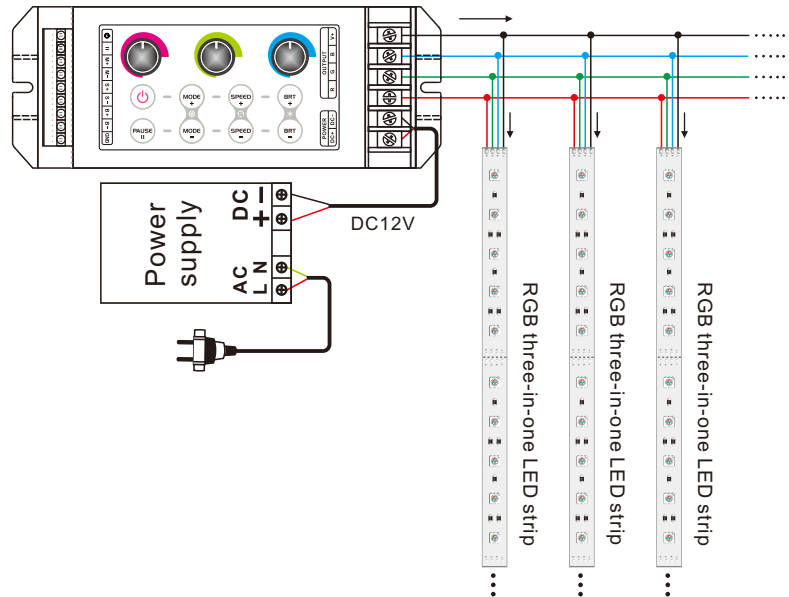
(2) keys' other function

- 1, PAUSE: long press to turn ON/OFF buzzer.
- 2, MODE +: long press to cyclic variations of the 25 modes; MODE -: long press to the first mode.
- 3, SPEED +: long press: the speed of all modes will restore default values; SPEED -: long press the speed of the current mode will restore default value.
- 4, BRT + : long press to slowly increase brightness; BRT - : long press to slowly decrease brightness

4. Function mode list

No.	DisplayInstruction	Instruction	No.	DisplayInstruction	Instruction
1	RGB CHANGE	SPEED/BRIGHTNESS ADJUSTMENT	14	RB SMOOTH	SPEED/BRIGHTNESS ADJUSTMENT
2	COLOR CHANGE	SPEED/BRIGHTNESS ADJUSTMENT	15	GB SMOOTH	SPEED/BRIGHTNESS ADJUSTMENT
3	WHITE BLINK	SPEED/BRIGHTNESS ADJUSTMENT	16	RY SMOOTH	SPEED/BRIGHTNESS ADJUSTMENT
4	COLOR BLINK	SPEED/BRIGHTNESS ADJUSTMENT	17	GC SMOOTH	SPEED/BRIGHTNESS ADJUSTMENT
5	RED SMOOTH	SPEED/BRIGHTNESS ADJUSTMENT	18	BP SMOOTH	SPEED/BRIGHTNESS ADJUSTMENT
6	GREEN SMOOTH	SPEED/BRIGHTNESS ADJUSTMENT	19	GY SMOOTH	SPEED/BRIGHTNESS ADJUSTMENT
7	BLUE SMOOTH	SPEED/BRIGHTNESS ADJUSTMENT	20	BC SMOOTH	SPEED/BRIGHTNESS ADJUSTMENT
8	YELLOW SMOOTH	SPEED/BRIGHTNESS ADJUSTMENT	21	RP SMOOTH	SPEED/BRIGHTNESS ADJUSTMENT
9	PURPLE SMOOTH	SPEED/BRIGHTNESS ADJUSTMENT	22	BW SMOOTH	SPEED/BRIGHTNESS ADJUSTMENT
10	CYAN SMOOTH	SPEED/BRIGHTNESS ADJUSTMENT	23	YPC SMOOTH	SPEED/BRIGHTNESS ADJUSTMENT
11	WHITE SMOOTH	SPEED/BRIGHTNESS ADJUSTMENT	24	RGB SMOOTH	SPEED/BRIGHTNESS ADJUSTMENT
12	RGB FADE	SPEED/BRIGHTNESS ADJUSTMENT	25	COLOR SMOOTH	SPEED/BRIGHTNESS ADJUSTMENT
13	RG SMOOTH	SPEED/BRIGHTNESS ADJUSTMENT			

5. Configuration Diagram



6. Attention

1. The product shall be installed and serviced by a qualified person.
2. This product is non-waterproof. Please avoid the sun and rain. When installed outdoors please ensure it is mounted in a water proof enclosure.
3. Good heat dissipation will prolong the working life of the controller. Please ensure good ventilation.
4. Please check if the output voltage of any LED power supplies used comply with the working voltage of the product.
5. Please ensure that adequate sized cable is used from the controller to the LED lights to carry the current. Please also ensure that the cable is secured tightly in the connector to avoid the accidents due to overheat and poor contact on the wire.
6. Ensure all wire connections and polarities are correct before applying power to avoid any damages to the LED lights.
7. If a fault occurs please return the product to your supplier. Do not attempt to fix this product by yourself.

7. Warranty Agreement

1. We provide lifelong technical assistance with this product:
 - A 3 year warranty is given from the date of purchase. The warranty is for free repair or replacement and covers manufacturing faults only.
 - For faults beyond the 3 year warranty we reserve the right to charge for time and parts.
2. Warranty exclusions below:
 - Any man-made damages caused from improper operation, or connecting to excess voltage and overloading.
 - The product appears to have excessive physical damage.
 - Damage due to natural disasters and force majeure.
 - Warranty label, fragile label and unique barcode label have been damaged.
 - The product has been replaced by a brand new product.
3. Repair or replacement as provided under this warranty is the exclusive remedy to the customer. Ltech shall not be liable for any incidental or consequential damages for breach of any stipulation in this warranty.
4. Any amendment or adjustment to this warranty must be approved in writing by Ltech only.

★ This manual only applies to this model. Ltech reserves the right to make changes without prior notice.